

Getting Connected to the Internet

This guide describes how families can get access to the Internet at home. These options are provided by external companies and are not affiliated with Chicago Public Schools.

Table of Contents

[OPTION A: CHOOSE AN INTERNET SERVICE PROVIDER](#)

[Comcast](#)

[AT&T](#)

[Verizon](#)

[Sprint](#)

[T-Mobile](#)

[OPTION B: USE A MOBILE PHONE TO CONNECT](#)

[Apple iPhone](#)

[Android Phone](#)

OPTION A: CHOOSE AN INTERNET SERVICE PROVIDER

An Internet service provider (ISP) is a company that provides customers with Internet access. Data may be transmitted using several technologies, including dial-up, DSL, cable modem, wireless or dedicated high-speed internet.¹

¹ [Source: Techopedia - <https://www.techopedia.com/definition/2510/internet-service-provider-isp>]

Comcast



Internet Options

Comcast offers many different Internet packages at different price points. To see all the plan options, go to xfinity.com/learn/internet-service

Internet Essentials

Two free months of Internet

Comcast is offering new Internet Essentials customers two free months of Internet service.

Apply now at www.internetessentials.com

If you are not a Comcast customer and have questions about applying for Internet Essentials, please call 1-855-8-INTERNET (1-855-846-8376).

Xfinity Free WiFi

Free WiFi for everyone

Xfinity WiFi hotspots across the country will be available to anyone who needs them for free – including non-Xfinity Internet subscribers. Once at a hotspot, consumers should select the “xfinitywifi” network name in the list of available hotspots and then launch a browser.

Find a hotspot near you at wifi.xfinity.com

AT&T






Unlimited AT&T Home Internet

Two free months of Internet

All AT&T consumer home internet wireline customers, as well as Fixed Wireless Internet, can use unlimited internet data. Additionally, we will continue to offer internet access for qualifying limited income households at \$10 per month through our **Access from AT&T** program.

To apply, go to www.att.com/access
Phone Number: 866-861-6075

	<hr/> More mobile hotspot data <p>AT&T is automatically increasing mobile hotspot data by 15GB a month for each line on an unlimited plan that currently includes a monthly tethering allotment. That means if you're on AT&T Unlimited Elite you'll automatically get 45GB a month of tethering per line.</p>
Verizon 	Additional Mobile Hotspot data for customers <p>Verizon is automatically adding 15 GB of data across nearly all of our plans, to be used between 03/25/2020 and 04/30/2020.</p> <p>See more information at www.verizon.com</p>
Sprint 	Unlimited Everything Plan! <p>Unlimited Kickstart 35 dollars per month.</p> <p>Choose Kickstart and get unlimited talk, text & data for \$35/month.</p> <p>Go to Sprint.com and click on Plans, then Unlimited Plans to see details</p> <p>Call 866-275-1411 to order by phone.</p>
T-Mobile 	T-MOBILE CONNECT AVAILABLE NOW <p>Helping keep all Americans connected when it matters most.</p> <p>Introducing our lowest-priced plans ever, starting at only \$15/month.</p> <p>Go to www.t-mobile.com</p>

OPTION B: USE A MOBILE PHONE TO CONNECT

Set up your cellular phone as an Internet 'Personal Hotspot'

You can use your phone's mobile data to connect another phone, tablet, or computer to the internet.

Sharing a connection this way is called tethering or using a hotspot. Some mobile phones can share Wi-Fi connections by tethering.²

- When you use Personal Hotspot, your phone can share data with other devices, transmitting and receiving data for these devices. If you have the available data on your cellular plan, it's another option to connect devices to the Internet.³
- Many Apple and Android mobile phones can be set up to share the Internet.
- **Important:** Some mobile carriers limit or charge extra for tethering. We recommend checking with your mobile phone carrier.

² [Source: Google - <https://support.google.com/android/answer/9059108?hl=en>]

³ [Source: Lifewire - <https://www.lifewire.com/set-up-personal-hotspot-on-iphone-2000120>]

Apple iPhone



How to set up a Personal Hotspot on your iPhone or iPad

A Personal Hotspot lets you share the cellular data connection of your iPhone or iPad (Wi-Fi + Cellular) when you don't have access to a Wi-Fi network.

For step by step instructions from Apple, go to <https://support.apple.com/en-us/HT204023>

Use Instant Hotspot to connect to your Personal Hotspot without entering a password

With Instant Hotspot, the Personal Hotspot on your iPhone or iPad (Wi-Fi + Cellular) can provide Internet access to a Mac, iPhone, iPad, or iPod touch without requiring you to enter the password.

For instructions from Apple, go to <https://support.apple.com/en-us/HT209459>

Android Phone



Share a mobile connection by tethering or hotspot on Android

You can use your phone's mobile data to connect another phone, tablet, or computer to the internet. Sharing a connection this way is called tethering or using a hotspot. Some phones can share Wi-Fi connections by tethering.

Most Android phones can share mobile data by Wi-Fi, Bluetooth, or USB.

For instructions from Google, go to support.google.com/android/answer/9059108